

ZOOMLION

ZS4555DC/ZS1414DC

BATTERY POWERED SCISSOR LIFT



PT SOLUSI INDO PERDANA
BE PRODUCTIVE, BE SOLUTIVE FOR MATERIAL HANDLING



FEATURES

Standard Features

- Proportional controls
- All motion alarm
- Fold-down handrails
- Flashing amber beacon
- Self-closing entry gate
- Emergency descent system
- Active pothole protection system
- Hour meter
- Forklift pockets
- Horn
- Drivable at full height
- Scissor maintenance prop
- Charging protection system
- Extension deck (unidirectional)
- Autobrake system
- On-board diagnostic
- Emergency stop button
- Over tilt protective system
- AC power to platform
- Load sensing system
- Maintenance-free batteries

Accessories & Options

- Li-ion batteries for option with 5-year warranty
- Air line to platform
- Platform work lights
- Overhead protection bar

HIGHLIGHTS

High Performance

- Efficient electric direct drive system
- Greater platform capacity with better performance on-the-job
- Front-wheel drive and brake offer mobility and versatility

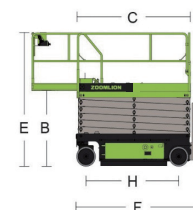
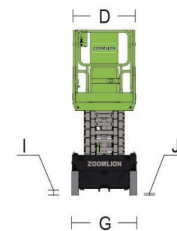

Easy Maintenance & Service

- Common components and modular design, easy to maintenance
- Bilateral swing-out trays (battery & hydraulic), simple to service
- Robust & build to last, reliable, and safe

ACCESS WITH ZOOMLION GREEN

ZS4555DC / ZS1414DC

Model	ZS4555DC/ZS1414DC
Size	
Work Height	51ft 6in (15.7m)
A-Platform Height-Elevated	44ft 11in (13.7m)
B-Platform Height-Stowed	5ft 1in (1.54m)
C-Platform Length	8ft 9in (2.67m)
D-Platform Width	3ft 8in (1.12m)
Platform Extension	3ft (0.91m)
E-Overall Height (Rails Up)	8ft 10in (2.68m)
Overall Height (Rails Down)	7ft 1in (2.15m)
F-Overall Length	9ft 5in (2.87m)
G-Overall Width	4ft 7in (1.4m)
H Wheelbase	7ft 3in (2.22m)
I-Ground Clearance (Stowed)	4.5in (0.11m)
J-Ground Clearance (Raised)	0.75in (0.02m)
Performance	
Platform Capacity	570lb (260kg)
Capacity on Deck Extension	250lb (113kg)
Max. Number of Workers	2
Drive Speed (Stowed)	2.5mph (4km/h)
Drive Speed (Raised)	0.5mph (0.8km/h)
Turning Radius (Inside)	4in (0.1m)
Turning Radius (Outside)	8ft6in (2.6m)
Lifting Motor	24V/4.5KW
Drive Motor	24V/2x0.75KW
Up/Down Time	88/60s
Gradeability	25%(14°)
Max. Working Slope (Lateral/Vertical)	1.5°/3°
Control	Proportional Control
Drive	Front Wheels
Brake	Front Wheels
Tire	Ø15in×5in (Ø381mm×127mm)
Power	
Type	Lead-acid batteries (Li-ion batteries for option)
Battery	4×12V/300Ah
Charger	24V/30A
Weight	
Gross	7560lb (3430kg)



PT SOLUSI INDO PERDANA

BE PRODUCTIVE, BE SOLUTIVE FOR MATERIAL HANDLING

Head Office :
Ruko Pesona Gintung Residence, Blok AA No. 06, Cempaka Putih, Ciputat Timur, Tangsel 15412

Branch Office :
Jl. Sultan Hasanudin KM.41 No. 2 Blok E24, Tambun, Kec. Tambun Selatan, Kab. Bekasi - 17510

Email :
sales@alatberatsip.co.id

Hotline Service :
(021) 7433477 / 08772010120