

Materials and specifications are subject to change without prior notice. Featured machines in photos may include additional equipment.  
Copyright 2021@SANY all rights reserved



Quality Changes the World

# HEAVY DUTY FORKLIFT TRUCK



Quality Changes the World



**PT SOLUSI INDO PERDANA**

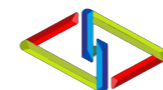
BE PRODUCTIVE, BE SOLUTIVE FOR MATERIAL HANDLING

**Head Office :**  
Ruko Pesona Gintung Residence, Blok AA No. 06, Cempaka Putih, Ciputat Timur, Tangsel 15412

**Branch Office :**  
Jl. Sultan Hasanudin KM.41 No. 2 Blok E24, Tambun, Kec. Tambun Selatan, Kab. Bekasi – 17510

**Email :**  
sales@alatberatsip.co.id

**Hotline Service :**  
(021) 7433477 / 087720101020



**PT SOLUSI INDO PERDANA**

BE PRODUCTIVE, BE SOLUTIVE FOR MATERIAL HANDLING

[www.sanyglobal.com](http://www.sanyglobal.com)

# **SANY HEAVY DUTY FORKLIFT TRUCK**

## **ACHIEVEMENT OF PROFESSIONAL QUALITY**

PRODUCT SERIES

01

SAFE AND RELIABLE

03

HIGH-EFFICIENCY

05

ENERGY-SAVING

07



# FULL RANGE OF PRODUCTS

The SANY counterbalanced forklifts are not only suitable for loading and unloading heavy cargo, but also applicable for support maintenance, disassembly and installation of heavy equipment. With special attachments, it can also handle steel, stone, concrete, wood, 20' containers, etc. This SANY self-developed heavy duty forklift truck is highly reliable, safe and efficient. The full series of products ranging from 10t to 46t are also compatible with a wide variety of attachments and masts to meet the needs of our customers.

## Enjoy the World Class Performance from China's No.1 Logistics Equipment Supplier

We offer the following configurations for your choice.  
 Customized manufacturing is available upon request:

Lifting Capacity:	Mast:	Attachments:
10t~16t	Standard whole view mast	Fork
25t~35t	Duplex full free lift mast	Spreader
40t~46t		Coil ram
		Clamp
		PC prefabrication unit attachment
		Bucket
		Truck Frame Handler



# SAFE AND RELIABLE

Jointly Designed by China and Germany,  
Excellent Quality Assured

## 1 The Auto-Luck Cab Protection

Accidents could occur while pushing down on one side of the cab for the maintenance. While with the SANY heavy duty forklift truck, the accidental rollover can be actively avoided through both the mechanical and hydraulic anti-rollover protection.

## 2 Automatic Braking Technology while Reversing

Adopting technologies such as laser scanning and graphic identification, the reach stacker can precisely detect people or obstacles within the driving route and then automatically brakes to prevent accidents. It is highly intelligent with active safety.

## 3 Automatic Fire Extinguisher

The pipeline network automatic fire extinguisher comes with the strong spray can activate the fire alarm, anti-flaming and fire extinction functions to ensure the safety of the operator.

## 4 Camera System

The mast-mounted camera has significantly improved the visibility right in front of the operator and reduced the blind area while operating.



## 5 Advanced Structure Design

Jointly designed by the technical teams from China and Germany, the equipment is assured to be highly reliable and durable by adopting full-digital prototype design system, going through FEA, dynamics simulation analysis, as well as strict endurance and vibration tests.

## 6 Reliable Power System

Equipped with world famous engines such as VOLVO and CUMMINS which are quite reliable, and have strong power, combining the advanced power matching and control technology, the equipment is greatly optimized in dynamic performance.

Multiple protections for engine and gearbox: scientifically protect the engine's start-stop, operation and gearbox shifting to extend its service life.

# HIGH-EFFICIENCY



- 1 Attachment Quick Change Technology**  
 The attachment can be switched quickly, so as to realize efficient work under different working conditions.
- 2 Efficient Control Technology**  
 The centralized joystick has inching control function. It can realize fine tuning to millimeter precision easily. All the attachments' motions are under proportional control, providing an experience of man-machine unification. The machine also has multi-motion linkage design so that it can operate faster and more efficiently.
- 3 Comfortable Operation Environment**  
 The operator-oriented design includes a broad view of working condition. The controlling devices are placed in proper position to ease fatigue of operators
- 4 Counterweight Quick Disassemble Technology**  
 The counterweight adopts Pin-Type fixing method, the upper counterweight can be disassembled quickly, this is suitable for operation that the forklift need to be lifted to ship cargo hold frequently.





## ENERGY-SAVING

### Hydraulic Load Sensing system

Automatically adjust the pump displacement according to the load, realizing high precision flow control. The effect of energy saving and consumption reduction are remarkable

### Dynamic Power Matching Control System

Automatically recognize dynamic power according to load change and adjust engine speed accordingly. The output power automatically accommodate to load and work conditions, greatly reducing energy consumption.

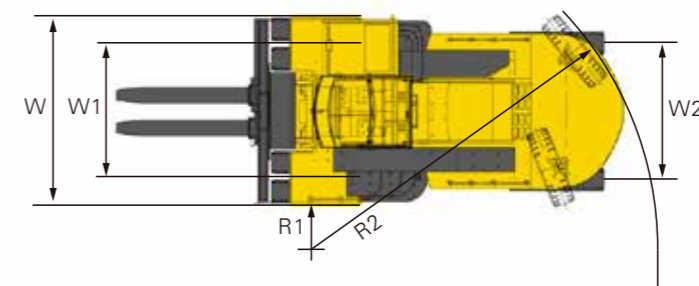
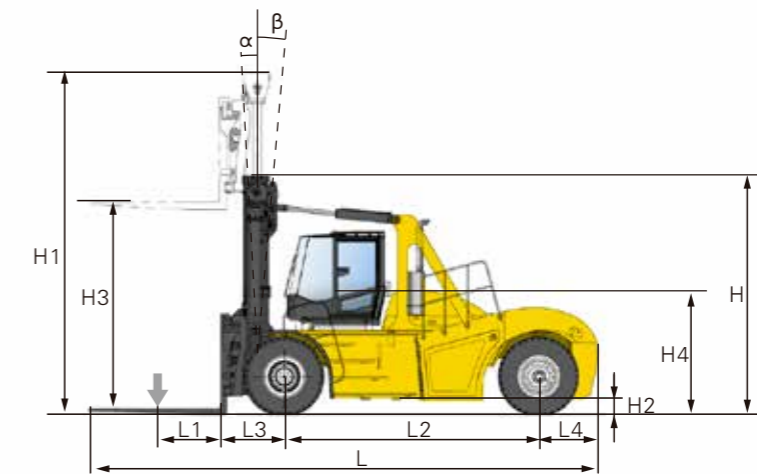
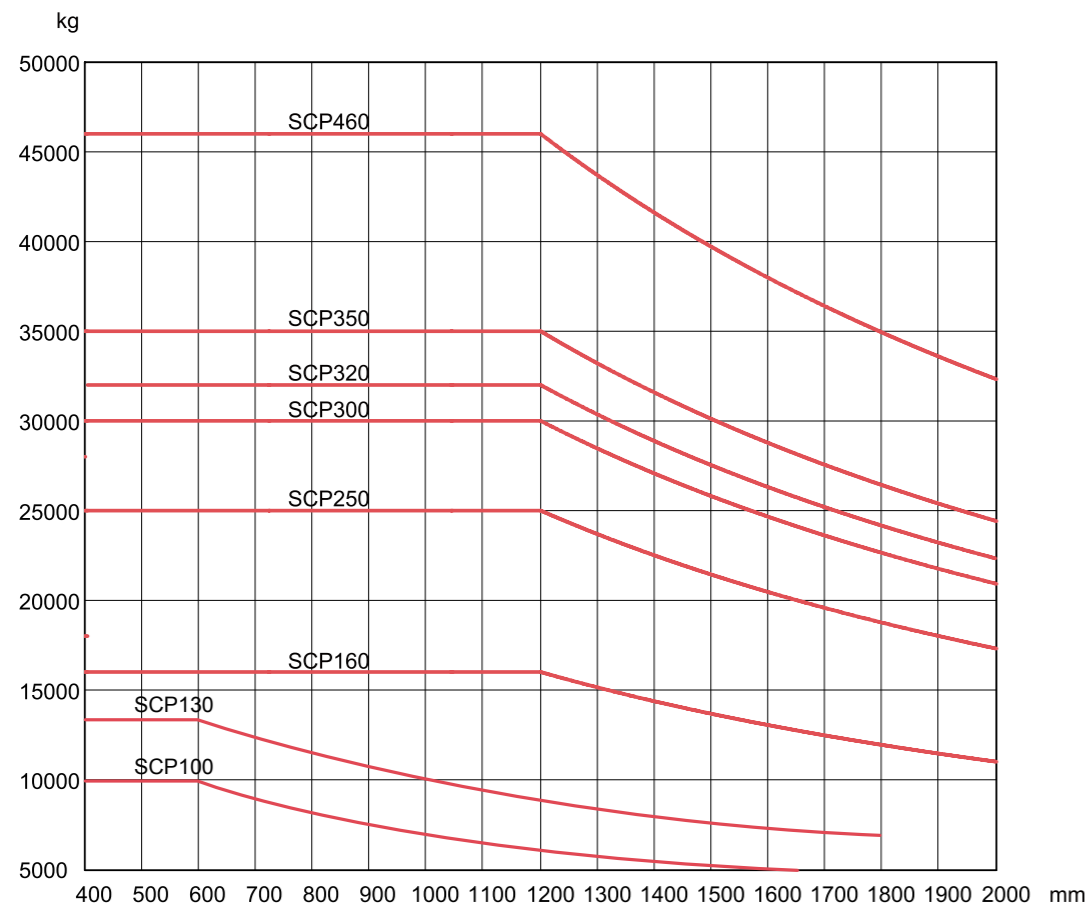
### Lightweight Design

Optimize the structure to make it lighter and stronger

## Configuration and Parameters

Description		10t、13t	16t			25t				30t、32t、35t				46t	
Engine	Brand	CUMMINS	VOLVO	CUMMINS	CUMMINS	VOLVO	VOLVO	CUMMINS	CUMMINS	VOLVO	VOLVO	CUMMINS	CUMMINS	VOLVO	CUMMINS
	Model	QSB4.5	TAD572VE	QSB6.7	QSB6.7	TAD851VE	TAD871VE	QSB6.7	QSB6.7	TAD851VE	TAD871VE	QSC8.3	QSB6.7	TAD1151VE	QSM11
	Rated Power(kW/rpm)	119/2300	160/2300	164/2300	168/2200	185/2200	185/2200	164/2300	168/2200	185/2200	185/2200	250/2100	194/2200	265/2100	250/2100
	Max.torque (Nm/rpm)	624/1500	910/1450	949/1500	1044/1500	1160/1350	1160/1200	949/1500	1044/1500	1160/1350	1160/1200	209/1500	990/1500	1780/1260	1674/1400
	Emission Standard	EU Stage IV (EU Stage III for DongFeng-Cummins)	EU Stage IV	EU Stage III	EU Stage IV	EU Stage III	EU Stage IV	EU Stage III	EU Stage IV	EU Stage III	EU Stage IV	EU Stage III	EU Stage IV	EU Stage III	EU Stage III
Transmission	Model	DANA-TE10	DANA 13.7HR32000 (SCP160G - DANA 340 TE17310)			DANA 340 TE17312 (SCP250G - DANA 340 TE17310)				DANA 340 TE17312 (SCP300G - DANA 340 TE17310)				DANA 15.5HR36000	
Drive Axle	Model	KESSLER-D61	KESSLER-D81 PL478			25t: KESSLER-D91 PL488				KESSLER-D91 PL408				KESSLER-D102 PL341	
Tyre	Size	10.00-20	12.00-20			14.00-24				16.00-25				18.00-25	

## Load Chart



# TECHNICAL PARAMETER

Description		Unit	SCP100A Series	SCP130A Series	SCP130H	SCP160V Series	SCP160H4	SCP160A-6	SCP250C Series	SCP250H4
Performance	Rated Load	t	10	13	13	16	16	16	25	25
	Overall Weight	kg	15800	17500	17500	23500	25000	19500	35600	36000
	Max.Lifting Speed(Load/No load)	mm/s	400/450	400/450	400/450	400/450	350/400	350/400	250/300	250/300
	Max. Lowering Speed (Load/No load)	mm/s	500/480	500/480	500/480	450/430	400/400	500/480	400/400	400/400
	Max. Traveling Speed (Load/No load)	km/h	30/31	30/31	30/31	25/27	25/27	25/27	26/30	26/30
	Gradeability (Load)	%	31	31	31	33	33	33	29	29
Dimensions	Overall Length L	mm	4365	6988	6988	8104	8070	6771	8840	8840
	Overall Width W	mm	2366	2366	2366	2698	2675	2618	3100	3100
	Overall Height H	mm	3890	3635	3635	3804	3760	3545	3960	3960
	Load Center L1	mm	610	610	610	1200	1200	610	1200	1200
	Wheel Base L2	mm	2700	2900	2900	3750	3750	3300	4300	4300
	Overhang Front L3	mm	886	869	869	1044	1010	891	1135	1135
	Overhang Rear L4	mm	778	779	779	911	910	779	1005	1005
	Min.Ground Clearance H2	mm	264	264	264	300	300	310	330	320
	Seat Height H4	mm	1910	1910	1910	1870	1870	1984	2040	2040
	Inner Turning Radius R1	mm	410	410	410	685	460	418	940	940
	Outer Turning Radius R2	mm	4000	4150	4150	5200	5100	4571	6000	6000
	Front Track Width W1	mm	1732	1732	1732	1898	1898	1898	2204	2204
	Rear Track Width W2	mm	1930	1930	1930	2030	2120	1930	2450	2450
Mast	Mast Height (Retracted H/ Extended H1)	mm	3889/5732	3635/5478	3635/5478	3804/5754	3760/5710	3545/5380	3960/5905	3960/5905
	Max. Lifting Height H3	mm	3761	3761	3761	4000	4000	3761	4000	4000
	Mast Tilt (Forward $\alpha$ / Backward $\beta$ )	deg	15/12	15/12	15/12	5/10	5/10	15/12	5/10	5/10
Fork	Fork Dimensions (Length×Width×Thickness)	mm	1220×200×75	2440×200×75	2440×200×75	2400×200×100	2400×200×100	1800x200x90	2400×250×110	2400×250×110
	Shift Distance	mm	495~2225	495~2225	495~2225	674~2274	700~2300	486~2396	786~2776	786~2776
	Application	-	20' ISO Containers, Heavy Cargo, Loose Cargo							

# TECHNICAL PARAMETER

Description		Unit	SCP300C Series	SCP300H4	SCP320C Series	SCP350C Series	SCP460C Series
Performance	Rated Load	t	30	30	32	35	46
	Overall Weight	kg	42200	42200	43800	44800	57900
	Max.Lifting Speed(Load/No load)	mm/s	250/300	250/300	250/300	250/300	250/300
	Max. Lowering Speed (Load/No load)	mm/s	400/400	400/400	400/400	400/400	400/400
	Max. Traveling Speed (Load/No load)	km/h	25/28	25/28	25/28	25/28	23/25
	Gradeability (Load)	%	25	25	24	23	30
Dimensions	Overall Length L	mm	9225	9225	9535	9535	10400
	Overall Width W	mm	3580	3580	3580	3580	4300
	Overall Height H	mm	4360	4360	4360	4360	4500
	Load Center L1	mm	1200	1200	1200	1200	1200
	Wheel Base L2	mm	4500	4500	4800	4800	5500
	Overhang Front L3	mm	1220	1220	1230	1230	1396
	Overhang Rear L4	mm	1105	1105	1105	1105	1100
	Min.Ground Clearance H2	mm	300	300	300	300	430
	Seat Height H4	mm	2195	2195	2195	2195	2360
	Inner Turning Radius R1	mm	780	780	930	930	1110
	Outer Turning Radius R2	mm	6300	6300	6650	6650	7600
	Front Track Width W1	mm	2472	2472	2472	2472	3033
	Rear Track Width W2	mm	2450	2450	2450	2450	2740
Mast	Mast Height (Retracted H/ Extended H1)	mm	4360/6305	4360/6305	4360/6305	4360/6305	4500/6430
	Max. Lifting Height H3	mm	4000	4000	4000	4000	4000
	Mast Tilt(Forward $\alpha$ / Backward $\beta$ )	deg	5/10	5/10	5/10	5/10	5/10
Fork	Fork Dimensions (Length×Width×Thickness)	mm	2400×300×110	2400×300×110	2400×300×125	2400×300×125	2400×300×140
	Shift Distance	mm	920~2850	920~2850	920~2850	920~2850	1550~3150
	Application	-	20' ISO Containers, Heavy Cargo, Loose Cargo		Heavy Cargo or Loose Cargo		

# MAST OPTIONS

Mast Type	Max. Hoisting Height (H)	Sloping angle (Front/Rear)	Mast Model	Mast Height		Free Lift Height	Mast Model	Mast Height		Free Lift Height	Mast Model	Mast Height		Free Lift Height
				Min. Height	Max. Height			Min. Height	Max. Height			Min. Height	Max. Height	
			SCP160				SCP250				SCP300			
Standard Mast	3000	5° /10°	—	—	—	—	—	—	—	—	MCPMS3030	3860	5305	—
	3500		MCPMS1635	3510	5210	—	MCPMS2535	3710	5405	—	MCPMS3035	4110	5805	—
	4000		MCPMS1640	3760	5710	—	MCPMS2540	3960	5905	—	MCPMS3040	4360	6305	—
	4500		MCPMS1645	4010	6210	—	MCPMS2545	4210	6405	—	MCPMS3045	4610	6805	—
	5000		MCPMS1650	4260	6710	—	MCPMS2550	4460	6905	—	MCPMS3050	4860	7305	—
	5500		MCPMS1655	4510	7210	—	MCPMS2555	4710	7405	—	MCPMS3055	5110	7805	—
	6000		MCPMS1660	4760	7710	—	MCPMS2560	4960	7905	—	MCPMS3060	5360	8305	—
	6500		MCPMS1665	5010	8210	—	MCPMS2565	5210	8405	—	MCPMS3065	5610	8805	—
	7000		MCPMS1670	5260	8710	—	MCPMS2570	5460	8905	—	MCPMS3070	5860	9305	—
Duplex Full Free Lift Mast	3000	5° /10°	—	—	—	—	—	—	—	—	MCPMD3030	3860	5305	1550
	3500		MCPMD1635	3510	5210	1800	MCPMD2535	3710	5410	1800	MCPMD3035	4110	5805	1800
	4000		MCPMD1640	3760	5710	2050	MCPMD2540	3960	5910	2050	MCPMD3040	4280	6305	2050
	4500		MCPMD1645	4010	6210	2300	MCPMD2545	4210	6410	2300	MCPMD3045	4530	6805	2300
	5000		MCPMD1650	4260	6710	2550	MCPMD2550	4460	6910	2550	MCPMD3050	4780	7305	2550
	5500		MCPMD1655	4510	7210	2800	MCPMD2555	4710	7410	2800	MCPMD3055	5030	7805	2800
	6000		MCPMD1660	4760	7710	3050	MCPMD2560	4960	7910	3050	MCPMD3060	5280	8305	3050
	6500		MCPMD1665	5010	8210	3300	MCPMD2565	5210	8410	3300	MCPMD3065	5530	8805	3300
	7000		MCPMD1670	5260	8710	3550	MCPMD2570	5460	8910	3550	MCPMD3070	5780	9305	3550

# MAST OPTIONS

Mast Type	Max. Hoisting Height (H)	Sloping angle (Front/Rear)	Mast Model	Mast Height		Free Lift Height	Mast Model	Mast Height		Free Lift Height
				Min. Height	Max. Height			Min. Height	Max. Height	
			SCP320~350				SCP460			
Standard Mast	3000	5° /10°	MCPMS3530	3860	5305	—	MCPMS4630	4000	5430	—
	3500		MCPMS3535	4110	5805		MCPMS4635	4250	5930	
	4000		MCPMS3540	4360	6305		MCPMS4640	4500	6430	
	4500		MCPMS3545	4610	6805		MCPMS4645	4750	6930	
	5000		MCPMS3550	4860	7305		MCPMS4650	5000	7430	
	5500		MCPMS3555	5110	7805		MCPMS4655	5250	7930	
	6000		MCPMS3560	5360	8305		MCPMS4660	5500	8430	
	6500		MCPMS3565	5610	8805		MCPMS4665	5750	8930	
	7000		MCPMS3570	5860	9305		MCPMS4670	6000	9430	
Duplex Full Free Lift Mast	3000	5° /10°	MCPMD3530	3860	5305	1550	MCPMD4630	4000	5430	1550
	3500		MCPMD3535	4110	5805	1800	MCPMD4635	4250	5930	1800
	4000		MCPMD3540	4280	6305	2050	MCPMD4640	4500	6430	2050
	4500		MCPMD3545	4530	6805	2300	MCPMD4645	4750	6930	2300
	5000		MCPMD3550	4780	7305	2550	MCPMD4650	5000	7430	2550
	5500		MCPMD3555	5030	7805	2800	MCPMD4655	5250	7930	2800
	6000		MCPMD3560	5280	8305	3050	MCPMD4660	5500	8430	3050
	6500		MCPMD3565	5530	8805	3300	MCPMD4665	5750	8930	3300
	7000		MCPMD3570	5780	9305	3550	MCPMD4670	6000	9430	3550

### Standard mast

Meet ordinary work condition requirement  
 With mast lifting buffer position limitation protection technology  
 Mast chain monitoring protection technology



### Duplex full free lift mast

Suitable for narrow place like ship cabin  
 Good view with free lift range exceeding 2000mm



## ATTACHMENT OPTIONS



### Fork

Rated Capacity:16t, 25, 30t, 32t, 35t, 46t  
Application: heavy cargo or bulk cargo  
Main Frame Colour:Engineering black



### Clamp

Rated Capacity:16t, 25, 30t, 32t, 35t, 46t  
Application: wood  
Main Frame Colour:Engineering black



### Coil ram

Rated Capacity:16t, 25, 30t, 32t, 35t, 46t  
Application: Curly cargo such as steel coil, steel wire coil,etc  
Main Frame Colour:Engineering black



### Container Spreader

Rated Capacity:9t,  
Application: ISO 20' /40' Containers  
Main Frame Colour:Engineering black



### Truck Frame Handler

Rated Capacity:4.5t  
Application: Chassis  
Main Frame Colour:Engineering black



### PC Prefabrication unit attachment

Rated Capacity:16t  
Application: PC prefabrication unit  
Main Frame Colour:Engineering black

## ADD-ON OPTIONS

Function	Brand	Code	Note
Heat preservation device for extremely cold district	SANY	13444605	It is mainly used in such extremely cold district as Russia. It is recommended for district where the temperature is below -15 °C , like north America, Russia and Europe . It is a must for district where the temperature is below -30°C .
Engine hour meter	SANY	11446498	Timer for engine working hours
Alarm system	SANY	11447670	Including the amplifier and the alarm
Rear counterweight alarm lamp	SANY	11447452	one alarm lamp for the rear counterweight
Cab reading lamp	SANY	11446638	Flourscent lamp installed on the top of the cabin
12V power supply	SANY	14011199	Provide 12V power outlet (on the top of the electric control cabinet in the cabin)
24V power supply	SANY	11447306	Provide 24V power outlet (on the top of the electric control cabinet in the cabin)
3m visual reversing radar system	SANY	14335964	Visible reversing radar with 3m range sensor
Turning horn	SANY	60231261	Vioce prompt function for Turning: turn left, turn right.
Radio	SANY	13206553	Including radio, radio speaker and antenna
Standard 16T coil ram	SANY	13407165	Used for steel coil
Standard 20T~25T coil ram	SANY	13444243	Used for steel coil
Standard 20T~25T coil ram	SANY	13404846	Used for steel coil
Mast video monitoring system	SANY	13520946	Used to improve the front view visibility

# Shots from the Jobsites



Port of Yingkou



Port of Tianjin



Philippines



Taicang, China



Shanghai, China



Saudi Arabia



U.S.A.



Port of Singapore



Guatemala



U.S.A.



Dammam, Saudi Arabia



Bangladesh




Shanxi, China



Guangdong, China



Morocco



Saudi Arabia

# SERVICE

## Carefree Service



### Service vision:

Exceed customer expectation and industry standards.

### Service mission:

All for client, create value for customer

### Service commitment:

- (1) Reply customer within 15 minutes.
- (2) Reach main service area within 2 hours.
- (3) Solve general problems and provide regular parts within one day.
- (4) Solve customer complaints with two days.
- (5) Solve all issues within 7 days.

### Service value:

Innovation、Excellence、Clients、Cooperation、Respect、Passion、Honesty、Responsibility

### Service advantage:

“Professional service power” : Sany has offices in over 200 countries and regions, with 11 subsidiaries and 35 service points in domestic together. Setting up the parts warehouse can cover the world range, Forming the four in one of parts supply and guarantee system by headquarters warehouse, regional center warehouse, provincial and prefecture-level city, Accommodating 80000 kinds of parts to ensure fully customer service requirements in time.

“Professional operation and maintenance system” : Sany has invested tens of million of RMB to build “Sany Customer cloud APP” ,which enable customers to monitor the running status and parameters of the equipment in real time anywhere in the world. In addition, it provides online consultation, community communication, accessories mall, one-click repair, maintenance reservation, product knowledge learning and other value-added service. So the customer can easily enjoy the highest quality of service in any place of the world.

